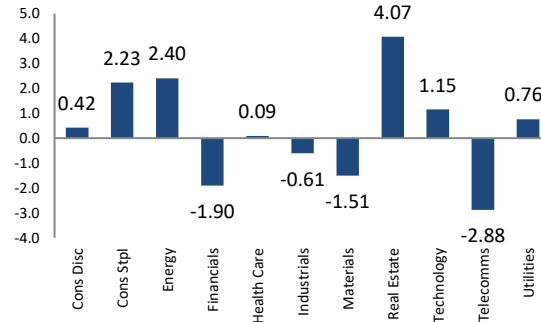


# Capital Markets Monitor

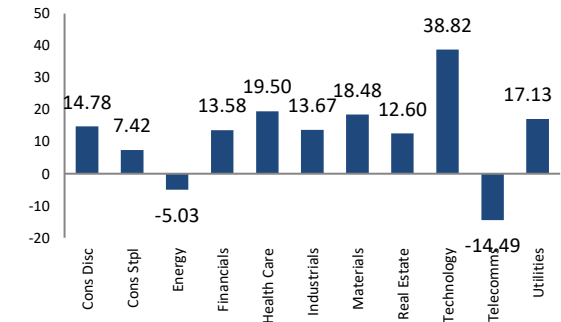
11/10/2017

Equity	Level	1 Wk	1 Mo	3 Mo	YTD	1 Yr
Dow Jones	23422	-0.35	2.78	7.81	20.99	27.60
NASDAQ	6751	-0.14	2.57	8.87	26.58	31.06
S&P 500	2582	-0.14	1.38	6.42	17.33	21.57
Russell 1000 Growth		0.11	3.14	9.13	26.24	29.42
Russell 1000 Value		-0.44	-0.55	3.98	8.64	14.10
Russell 2000		-1.29	-2.11	7.82	9.88	19.44
Russell 3000		-0.25	1.03	6.62	16.57	21.42
MSCI EAFE		-0.40	0.58	4.32	22.20	25.30
MSCI EM		0.22	1.48	7.28	33.78	32.26
Fixed Income	Δ Yield	1 Wk	1 Mo	3 Mo	YTD	1 Yr
Government	1.34	0.00	0.03	0.08	0.11	0.12
Aggregate	2.49	0.00	0.02	0.07	0.10	0.15
High Yield	5.71	0.08	0.07	-0.16	-0.35	-0.57
Municipal	2.14	-0.01	0.00	0.02	-0.07	-0.03

Equity Sector Total Return Mtd



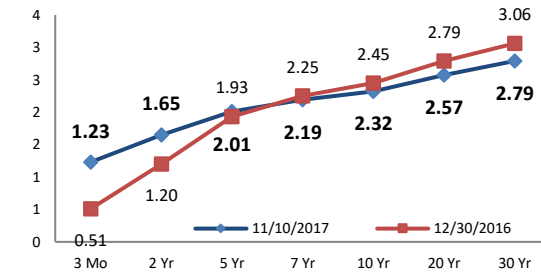
Equity Sector Total Return Ytd



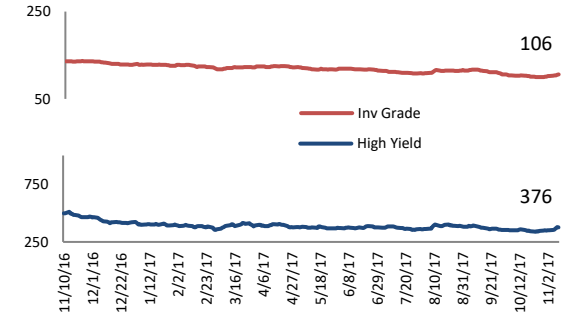
Style Returns Month-to-Date / Style Returns Year-to-Date

	Style Returns Month-to-Date			Style Returns Year-to-Date		
	Value	Core	Growth	Value	Core	Growth
Large	-0.06	0.31	0.67	8.64	17.14	26.24
Mid	0.36	0.41	0.47	8.44	13.63	20.44
Small	-1.98	-1.78	-1.59	3.71	9.88	16.71

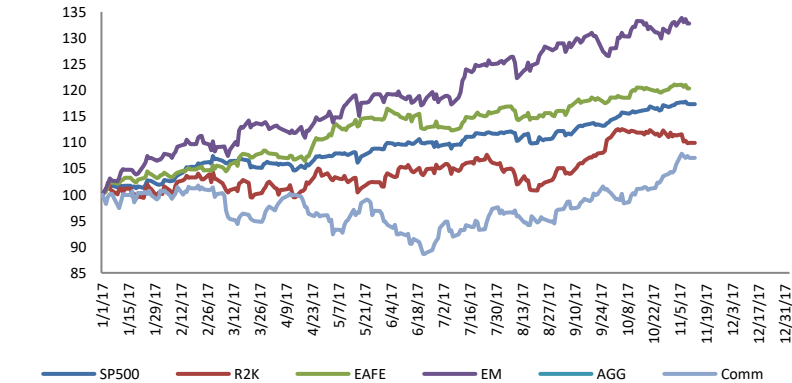
US Treasury Yield Curve



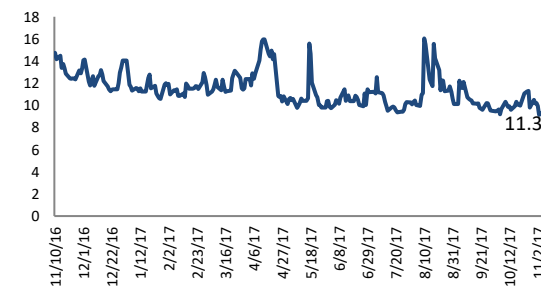
Option-Adjusted Yield Spread



Total Return Ytd



CBOE VIX Volatility Index



DX Dollar Weighted Index

